



FCJ PRIMARY SCHOOL

Res Non Verba

Gentleness



Gentleness is the fruit of quiet self-possession that has been gained through daily growth in self-understanding through the light of grace (Adrian Van Kaam). It is a quality which helps us to keep a calm spirit, a peaceful heart, and control in our words and gestures; even when the circumstances seem to call forth, or at least justify, an explosion of displeasure or anger. Gentleness results in right relationships with God, self and others. Gentleness keeps our hearts always within the boundaries of justice, reason and love.

We are The Charity Kids!



We are The Charity Kids (TCK) and we are three like-minded, 9 year old school kids in Jersey called Ella, Olivia and Ailsa. We enjoy helping others and raising money for charity.

Read More on Page 11!

Pre-school St Brelade's Bay



Pre-school had the most wonderful trip to the beach with Reception. We travelled on the coaches to St Brelade's Bay and the sun decided to shine for us! On the coach we were able to spot lots of Jersey's famous landmarks and even sung some of our favourite songs.



We did lots of digging, running, and eating yummy ice lollies. It was a wonderful trip and got everyone ready for summer.



What are Seed Bombs?

St. Brelade's Bay is the star of many picture postcards, thanks to its yellow sand, clear blue waters and towering palm trees.

Surrounded by higher ground to 3 sides, the bay is a natural south-facing amphitheatre and sun-trap



Beach Visit!

Reception had the most wonderful trip to the beach with Pre-school. We all went to St Brelade's Bay and we enjoyed building sandcastles, playing football and digging holes! We listened to a lovely story read by Mrs O'Neil and ended the day with a tasty ice lolly. We were very tired on the way back to school but we felt very happy that the sun decided to come out and say hello!



Did You Know?

The 1st ice cream, as we know it today, can be traced back as far as 3000 B.C. to ancient China where crushed ice was flavored with fruit

juices. It is believed that flavoured ice was even produced in the Sahara desert in ancient Egypt during the first dynasty in 2890 B.C.





Maritime Museum

In Year 1 we have been learning about explorers. To mark the end of this topic we visited the Maritime Museum to explore the stories of the sea and explorers. We looked at how the wind and weather effects the sea. We got to see how waves were created and how explorers must have been in stormy conditions in some of their expeditions.



We used all our learning throughout the topic to explore their conditions, locations and findings of their journeys. We saw models of famous ships and how they had changed and developed over the years. We investigated what makes a ship sail and how to navigate one. We got to go on a ship and explore the different parts of a boat. It was a superb day full of new learning and interactive activities.



British Luxury Liner RMS Titanic

Undisputedly the most famous ship in maritime history to encounter the most tragic event could be this luxury cruise from

the British White Starliner with a connotation to showcase mankind's technological brilliance.



The King's Visit

In Year 2 we had a visit from King Charles II. Both classes had the joy of sitting in our new school hall and listening to King Charles, dressed nattily in his high-heeled shoes with red, shiny bows, talk about his life. He recounted his visits to Jersey and told us that our Island was the first place in the world to declare him as King in 1649 after his father had been beheaded in London. We also learned about his role in the Great Plague of 1660 and the Great Fire of London in 1666 and why he was called the 'Party King'.



The children had a question-and-answer session with King Charles, and asked many questions about his fashionable outfit, why he had come to Jersey and what he did to help in the September of 1666 when the Great Fire was raging.

Did You Know?

Charles II
(29 May 1630 – 6
February 1685) was King
of Scotland from 1649
until 1651, and King of

England, Scotland and
Ireland from the 1660
Restoration of the
monarchy until his death
in 1685.



Ancient Greece

In Year 3 our topic for Creative Curriculum is 'Ancient Greece'. During our super learning day, we dressed up as Ancient Greeks and enjoyed several fun activities. We learnt all about the Ancient Greek Olympics and then had fun participating in the following events: chariot racing, discus, shot put, running and javelin. Did you know that the games were held in honour of the king of the gods, Zeus? Another interesting fact we discovered was that married women were not allowed to attend the Olympic games, if they did sneak in, they were punished.



After participating in our sporting events, we made our very own Olive wreaths, we wrote our names in Ancient Greek and learnt a traditional Greek dance called Zorba. We also spent time researching Greek Gods and Goddesses and have made and produced our very own class Top Trump packs full of facts!



Zeus - King of the Gods

Zeus originally married the Titan Metis, but grew worried that she would have a son that was stronger than him. So he swallowed her and married Hera. Zeus

sided with the Trojans in the Trojan War, however, his wife Hera sided with the Greeks. He had a powerful shield called the Aegis.



Article 28

Amazon Rainforest



Year 4 is enjoying their new creative topic based on the Amazon Rainforest. They have been using an educational website called Inspire Education that offers the children an engaging and interactive platform to help unlock the ultimate learning experience. They have been developing important skills from imaginative design to critical thinking. Year 4 has been locating different rainforests in the world, exploring the multiple habitats of rainforests, and investigating the similarities and differences between tropical and temperate rainforests.

Did You Know?

The Amazon rainforest stretches across 5.5 million square kilometers/2.1 million

square miles – an area far more extensive than the EU and more than half of the US.






Article 28

Micro:bits

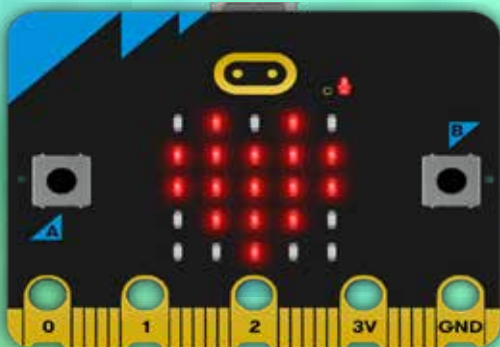
In year 5, we have been learning how to use our new Micro:bits on the computers. We have learnt their features and connected them to the computer so that we could code them to have different functions. Some of us made the code into heart patterns, whilst others made them into sound buttons. When first using the Micro:bits, we found it tricky to connect the computer to the device but once it had worked it became easier. We enjoyed looking at what we had programmed and can't wait to find out more of the device's functions.



What is Micro:bits?

The BBC micro:bit is a pocket-sized computer that introduces you to how software and hardware work together. It has an LED

light display, buttons, sensors and many input/output features that you can programme and physically interact with.



WW2

Recently in Year 6, we have been very fortunate to have had two wonderful visitors, who have helped us to learn a little more about life in Jersey during the Occupation, the Second World War, and the Liberation of the Channel Islands.

Firstly, author Jacqueline King, who wrote the book 'Cake for the Gestapo', told the children about how her own experiences, Jersey family history and interviews of occupation survivors inspired her to write her book. She also encouraged the Year 6 children to become writers themselves by drawing upon their own interests, experiences, and passions. A CAKE FOR THE GESTAPO tells the story of a fictional gang of kids in Jersey during the German Occupation in WW2, weaving in very real Islanders' own stories of the Occupation at its core - A history that has never been

Hettie, from the Jersey Arts Centre came in to lead a workshop to help the Year 6 children gain a deeper understanding of life in Jersey during the Occupation. The workshop explored three key aspects of the Occupation: the context of World War II, the Occupation of the Island and The Jersey 22 Liberation celebrations. The main aspects of the workshop were the three key Jersey Arts Centre theatre disciplines of: communication, concentration, and commitment. The workshop also had a focus on chronologically ordering dates and events prior to, during and after the Occupation, storytelling and role play with which the students were hugely engaged and helped them to sympathise and understand Islanders' views and actions.



Jersey Fact

The military occupation of the Channel Islands by Nazi Germany lasted for most of the Second

World War, from 30 June 1940 until liberation on 9 May 1945.



Pupil of the Month - May



CONGRATULATIONS!



Congratulations to the pupils who have received these awards.

We are very proud of you all!



Charity Kids!

We are The Charity Kids Continued:

We really want to raise awareness of people who are less fortunate than us.

There are many families that are not able to afford day-to-day things. Some have been displaced due to war and conflict and there are children out there that are not living in good conditions.

They need our help.

We also face a challenge that governments discussed recently at COP26 which is climate change. People cutting down trees has led to animals losing their homes and natural habitat, which means that animals are dying every day and are more vulnerable to extinction.

We will choose different charities to support. The first was the Durrell Wildlife Conservation Trust, so we can help save animals from extinction and create a wilder, healthier, and more colourful world. Thank you to everyone who sponsored us for our 6 mile walk in November 2021... we raised an incredible £600 for Durrell!!

Since then we have been planning our next fundraiser. Recently we have been busily creating Easter gift bags (£5 each) and Easter bunny hot chocolate cones (£2.50 each) which we shall be selling. If you would like any, please get in touch! We have been sad to watch the events in Ukraine. We sold some Easter bunny bags and hot chocolate cones which we made by hand and managed to raise £522. We decided to donate 100% of the sales from these Easter bags and cones to a charity which is assisting families, including kids like us, who are affected by this horrible war. After speaking with Mrs Taylor, we wanted to donate the money to Mustard Seed, to help build a playground area for the children staying in the home that Mustard Seed support.

We really hope the money we raise will help to make some other kids' lives from Ukraine just a little bit better.



Pupil of the Month - June



CONGRATULATIONS!



Congratulations to the pupils who have received these awards.

We are very proud of you all!



Treasure Hunt!

These children were our “Treasure Hunt” winners from World Book Day. Each of the lucky winners came and selected a book of their choice from Scholastic Book Club. There were some amazing books chosen from a variety of fabulous authors and the children were delighted to have the opportunity to ‘shop’ for their own book. They were presented with their books in assembly and were excited to get them home to start reading. Congratulations Treasure Hunters!



French Pizza!

Recently, Year 6 visited 'La Pizzeria' at FCJ! They enjoyed making and eating the pizzas they had designed and used French to talk about the ingredients and ask for what they would like. The children also calculated the cost of their pizza using the Euro currency. Lots of fun was had by all and the children would like another visit very soon!



Music in Action “Year 1”



Year 1 was very lucky to participate in a workshop organised by ‘Music in Action’.

Two professional musicians came to teach us about their violins, and we were treated to some wonderful live music representing different emotions! We also learnt an exciting warm up game involving our whole bodies and a very fun song in two parts.

Music in Action “Year 2”

Year 2 was treated to a wonderful ‘Carnival of the Animals’ workshop organised by ‘Music in Action’. It focused on this famous collection of music by Camille Saint-Saëns and explored many of the pieces using film, live instruments, and movement. We also saw some of the animals that we have at Durrell with the music to accompany them!



Head Teachers Award



CONGRATULATIONS!

Congratulations to the pupils who have received these awards.

We are very proud of you all!



Article 29



Marathon Mile 2021!



In October 2021, children, teachers and parents from FCJ took part in the Marathon Mile. We ran around the streets of St Helier for a mile and everyone had a lot of fun! From this, we won the trophy as we had the most entrants from across every school on the Island.

We have had confirmation that this event will be taking place again on Sunday 2nd October (10:00am) and hope to win the trophy for a second time. If you would like to enter, please follow the link below.

<https://race-nation.co.uk/register/the-jersey-marathon/standard-chartered-jersey-marathon-2022>

A huge well done to all of the children that took part- they should be very proud of themselves.



FCJ PRIMARY NEWS

Play Equipment



Please do not allow your child to use the play equipment at the beginning or end of the school day, as it is only insured for use during school-time.

Queen's Commonwealth Baton



Two girls from FCJ were lucky enough to hold the Queen's Commonwealth Baton when it visited Jersey at FB Fields. Ella, who is part of Spartan's Athletics Club, ran 50m in a relay style event. The girls both said they enjoyed the occasion and hope to one day be able to take part in The Commonwealth Games.

End of Day Collection



The end of the day is very busy, especially in the back playground.

Once you have collected your child from their classroom, please ensure you walk around the edge of the school until near your car/leaving by the side of the school.

Please do not cut across the infant playground, as cars are being parked or leaving at this time.

If parked, please remember to turn hazard lights on to indicate that you are ready to leave. As you drive towards the barrier, you may be asked to wait to enable pedestrians' safe access and exit along this route. Please do be mindful that our youngest children, as well as the Key Stage 2 bus children, use the crossing in front of the minibuses on a daily basis; you may also be asked to wait at this junction until it is safe to continue through the barrier.

Please park where directed. There is a system that we use for parking cars, and we appreciate your cooperation in making the end of day collection as safe as possible.

Please Also Remember

DRIVE AS SLOWLY AS POSSIBLE.

FCJ PRIMARY NEWS

Nut Allergies

Please remember that we are a nut free school. We have several children with extremely severe and even potentially life threatening allergies.

Thank you for your support in keeping all our children safe.



Healthy Snacks

Please support us in our efforts to become a healthy school, by only providing your child with wholesome healthy snacks. Fruit and vegetables are ideal. We ask that parents do not send children to school with fatty or sugary snacks such as crisps, sweets or chocolate.



School Uniform



Please note that all children from Reception to Year 6 should return to school following the Easter break in their full summer uniform.

This includes their school cap or bonnet, on all days except tracksuit days, blazer/ blue raincoat. Pre-school children will continue to wear their blue tracksuits (navy shorts in hot weather) until the end of the summer term.

You can order all of our uniform from Lyndale sports.

www.lyndalesports.com



SCHOOL UNIFORM

FCJ School uniform is available to purchase from Lyndale Sports shop or website.

For on-line purchases please see the following guide:

Log on to the website: www.lyndalesports.com

Select 'Login' tab at the top right-hand corner

An account login page will appear. Select 'Create New Account'. 'Create an Account' page will be shown.

Fill in your details, password and click 'create account'

Your account is now active, and you will receive an email to confirm this.

Type FCJ into the search bar at the top right-hand side of the screen, all FCJ uniform will then be displayed. Simply select the item and the size you require and add to your basket.

Once your order is complete select 'Go to the Checkout' and chose from the following three delivery options:

1. **'Delivery direct to school'** The cut-off time for orders placed with Lyndale Sports either by telephone, email or online will be 11 am on Friday in order for the items to be delivered to school by Friday afternoon. Delivery to the school is completely free regardless of the size of your order. Uniform will be placed in a dedicated box in the foyer of the school for you to collect.* (*Please note that this service has been temporarily suspended during COVID-19).
2. **'Delivery to a specified address'** Orders can be posted direct to your home address, provided the order is received before 11 am it will be dispatched the same day. If the order is placed after 11 am it will be posted the following day, unless it is a Friday in which case it will be posted on the following Monday. The delivery charge is £5.00.
3. **'Collect from shop'** Lyndale staff will be available from Monday to Saturday in store to help you choose FCJ uniform.

Please now enter your billing address and proceed to payment.

Exchanges or Refunds should you need to exchange or refund an item, you can either take the item to the shop or Lyndale Sports will collect the item from school on a Friday afternoon. If you require collection from school, you must contact Lyndale Sports by email or telephone, to arrange the refund or exchange. The item to be exchanged or refunded must be in the school office by 9 am on a Friday morning prior to collection.

Should you have any questions regarding use of the website, there is a 'Frequently Asked Questions' page or alternatively please call Lyndale Sports directly and a member of staff will be happy to answer your questions.

Lyndale Sports Address and Contact Information

Lyndale Sports,
Rue du Grand Jardin,
Augres,
Trinity,
Jersey JE3 5FJ
Telephone: 01534 862411
Email: mvra@lyndalesports.ie

Directions: Travel north up the A8 (La Grande Route De La Trinite, Trinity Hill). Take the second turning on the left after the Red Rose Restaurant and follow the signs from there.

Opening hours: Monday to Saturday 9am to 5pm.

SCHOOL UNIFORM: GIRLS

All girls from Reception to Year 6 require the following items:
(For Pre-School please see Pre-School Booklet)

- FCJ School blazer
- FCJ School boater hat (summer uniform)
- FCJ School bowler hat (winter uniform)
- FCJ Summer dress (summer uniform)
- White socks (summer)
- Plain navy-blue cardigan (summer uniform)
- Navy blue winter coat/waterproof for winter months
- Blue or white underwear
- Navy blue socks or tights (winter uniform)
- Blue or white hair accessories
- Black (sturdy, low heel) leather shoes *
- PE trainers (predominantly white) *
- Black plimsolls (to remain at school)
- Shoe/gym bag (plain colour) for spare clothes to remain at school
- Apron/overall for Arts and Crafts (to remain at school)
- FCJ School scarf for winter play (optional)
- FCJ Fleece hat for winter play (optional)
- FCJ Blue sun cap for summer months (compulsory)
- FCJ Blue book bag (compulsory)
- FCJ Navy rucksack (Year 1 and above)

*Shoes and trainers must not have flashing lights

Additional items for Reception and KS1 Girls	Additional items for KS2 Girls
<ul style="list-style-type: none">• FCJ school striped blouse (winter) *• FCJ navy blue pinafore dress with side zip (winter) *• Extra pair of navy/white knickers and socks (x2)*• FCJ white PE polo-shirt (x2)*• Navy blue PE shorts (x2)*• White socks for PE• FCJ Infant PE sweatshirt and jogging bottoms (x2)*	<ul style="list-style-type: none">• Navy blue A-line skirt: no splits or pleats (winter)• White shirt (winter)• FCJ School tie (winter)• FCJ School blue V-neck jumper (winter)• FCJ white PE polo-shirt (x2)*• Navy blue PE shorts (x2)*• White socks for PE• FCJ football kit, boots, socks and shin pads (if taking part in after school football)• FCJ Junior tracksuit (x2)*

**One to be kept in school as spare*

Parents are reminded that, for reasons of health and safety, jewellery may not be worn at school. An exception may be made for girls wearing simple, small stud earrings. Girls will not be allowed to take part in PE if their earrings have not been removed or covered with tape before coming to school.

Long hair must be tied up using white or blue hair ties; hairstyles to be smart and simple (no beaded braids, please).

FOR THE PRE-SCHOOL UNIFORM PLEASE SEE THE PRE-SCHOOL HANDBOOK

All items of uniform must be clearly labelled with your child's name.

SCHOOL UNIFORM: BOYS

All boys from Reception to Year 6 require the following items:
(For Pre-School please see Pre-School Booklet)

- FCJ School blazer
- FCJ School cap
- FCJ School tie
- FCJ School blue V-neck jumper
- White shirt (long or short)
- Dark grey trousers (winter uniform)
- Dark grey shorts (summer uniform)
- Grey socks
- Navy blue coat/waterproof for winter months
- Black (sturdy, low heel) leather shoes *
- PE trainers (predominantly white) *
- Black plimsolls (to remain at school)
- Shoe/gym bag (plain colour) for spare clothes to remain at school
- Apron/Overall for Arts and Crafts (to remain at school)
- FCJ School scarf for winter play (optional)
- FCJ Fleece hat for winter play (optional)
- FCJ Blue sun cap for summer months (compulsory)
- FCJ Blue book bag (compulsory)
- FCJ Navy rucksack (Year 1 and above)

*Shoes and trainers must not have flashing lights

Additional items for Reception and KS1 Boys	Additional items for KS2 boys
<ul style="list-style-type: none">• FCJ white PE polo-shirt (x2)*• Navy blue PE shorts (x2)*• White socks for PE• Extra pair of navy/white underpants and socks (x2)*• FCJ Infant PE sweatshirt and jogging bottoms (x2)*	<ul style="list-style-type: none">• FCJ white PE polo-shirt (x2)*• Navy blue PE shorts (x2)*• White socks for PE• FCJ Football kit, boots, socks and shin pads (if taking part in after school football)• FCJ Junior school tracksuit (x2)*

**One to be kept in school as spare*

Boys' hair must be short and tidy.

FOR THE PRE-SCHOOL UNIFORM PLEASE SEE THE PRE-SCHOOL BOOKLET

All items of uniform must be clearly labelled with your child's name.

FCJ PRIMARY NEWS

Bus Contract

Many Key Stage Two children (Years 3-6) regularly take advantage of the bus service from Wellington Hill to FCJ in the morning and FCJ to Wellington Hill in the afternoon.

This is an extremely convenient service for parents, and younger siblings may travel with an older brother or sister if parents give written permission and complete a bus contract. A return journey costs £1. If you wish your child to make use of this excellent facility, please complete a bus contract and return it to the office prior to using this service.

The afternoon bus service, from FCJ to Wellington Hill, must be booked via Parentmail; children will not be able to use this afternoon bus service without a booking being made.



Summer Cycling

Don't forget we have bicycle racks for adult and childrens bikes'. We look forward to these being put to good use when the warmer weather arrives.



No Dogs Please!

Please note that dogs are not allowed to be brought onto school premises at any time. Thank you in advance for your kind cooperation.



ICT NEWS

How To Set-up Children's Gaming Accounts

XBOX ONE

- * Create 2 accounts (One for the child and the second for the parent) The parent account is the primary account on the system which handles and has access to the Parental controls. It also has the ability to approve any requests for things to be purchased – in our case – Skins for Fortnite.
- * Set up a Passkey – Go to the Systems menu, then follow the pathway settings/account/sign-in, security and passkey. Select 'change my sign-in', scroll right to 'customise' then 'ask for my passkey to make purchases'.
- * You can also remove your payment card details from the system once it's set up and running. This is recommended.
- * Important. Don't give your children your Login details or Passkey

Nintendo Switch

- * Sign in to your parent or guardian Nintendo Account
- * Click Family Group
- * Create new account for the child
- * Link their account with yours
- * Set the Nintendo Account as supervised
- * Select each setting that you want to adjust – Restrict spending in Nintendo eShop – Check the box to disable purchases and automatic renewal options on Nintendo eShop for Nintendo Switch AND the official Nintendo website
- * Don't forget to click SAVE.

iPhone/iPad

- * Activate screen-time on the device
- * Set up a separate Parent passcode
- * Go to Content and Privacy Restrictions, activate 'content and privacy', go to iTunes and App Store Purchases and set to 'don't allow'.

ICT NEWS

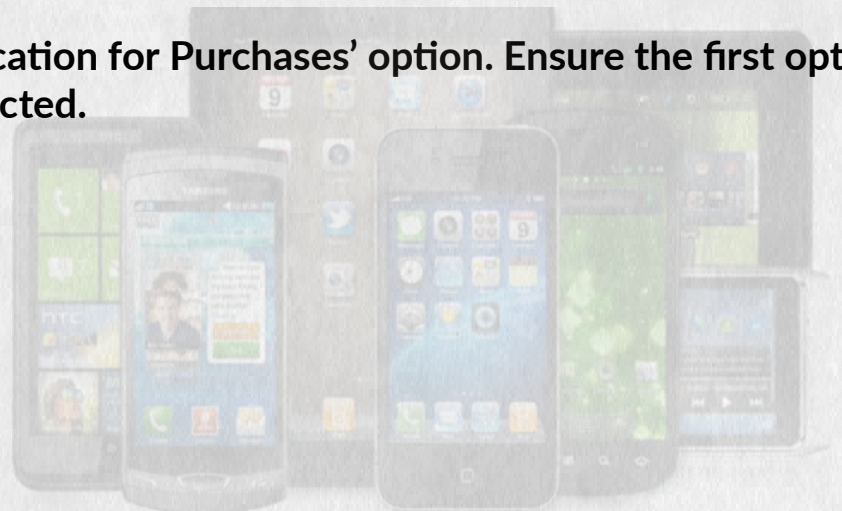
How To Set-up Children's Gaming Accounts

PS4

- * Create 2 accounts and link the child account to the adult's account. The account which you create will be linked to your own email address.
- * Set a spending limit on the child's account – when you create the account the monthly spending limit is set to zero. If you do want your child to be able to make purchases from the PlayStation store you can set a monthly spending limit. Important to remember that funds DO NOT rollover. Your child can only spend funds already in the adult account wallet. If the wallet does not have sufficient funds, your credit/debit card will not be charged, even if the monthly spending limit should allow the purchase.
- * Important. Again, don't give your Children your Login details to your adult account.

Google Play Store Purchases

- * Open the Google Play Store on your device.
- * Tap the hamburger menu (the three lines) on the left side of the search bar.
- * Scroll down to Settings.
- * Select the 'Require Authentication for Purchases' option. Ensure the first option, indicating all purchases, is selected.
- * Click Save.



The image is a prayer poster for Ukraine. It features a large, vibrant sunflower in the center, set against a light blue background. The sunflower has a detailed brown center and bright yellow petals. Surrounding the central sunflower is a decorative border of smaller yellow daisies with brown centers, arranged in a rectangular frame. The text of the prayer is centered over the sunflower in a bold, black, sans-serif font.

A Prayer for Ukraine

**Loving God,
We pray for the people of Ukraine,
for all those suffering or afraid,
that you will be close to them and protect them.**

**We pray for world leaders,
for compassion, strength and wisdom
to guide their choices.**

**We pray for the world
that in this moment of crisis,
we may reach out in solidarity
to our brothers and sisters in need.**

**May we walk in your ways
so that peace and justice
become a reality for the people of Ukraine
and for all the world.**

Amen.

Support Services for Children, Young People and Families



Children and Families Hub

Information, advice and support for families and young people

Call: 519000 or email childrenandfamilieshub@gov.je


The YES project (Youth Enquiry Service)



Counselling for ages 13-25

Freephone: 0800 7350 010

or visit yes.je



Mental Health Charity

Freephone: 0800 7359 404

or visit mindjersey.org

School-Based Counsellors

Available in most secondary schools

Visit gov.je/cypmentalhealth

Mental Health and Wellbeing Drop-In

Young people and families can speak confidentially to a mental health practitioner or youth worker

Open every Saturday at YES

Visit gov.je/cypmentalhealth



Kooth Jersey



Online counselling and support for ages 10-25

Visit kooth.com and "choose Jersey"

SAMARITANS

Samaritans Jersey

116 123 or email jo@samaritans.org

For a full list of support available scan here:



JERSEY PUTTING
CHILDREN FIRST

Out of Hours Mental Health Support

For urgent help call the Emergency Department on 442264 or 999 in an emergency

Sports

Triathlon

The Vistra Kids' Triathlon took place on Saturday 11th June at Les Quennevais Sports Centre. The event was super fun, non-competitive and encouraged children to be active in a safe and supportive environment. Children had to run, swim and cycle a variety of distances depending on their age. Each young triathlete received their own bib along with an event T-shirt and super cool medal!

Well done to all of the children that took part and we look forward to seeing even more children at the start line next year.



Sports

Gaelic Football

Children from Year 6 were chosen to take part in the Deloitte Gaelic Football Tournament at Springfield Stadium. The children were very competitive and played in a range of matches against lots of other schools. All of the children should be very proud of themselves as they learnt a new sport and worked collaboratively together to win lots of their matches. The boys battled against the weather and developed their companionship and confidence towards a new sport. The girls played amazingly and won the overall trophy, beating D'Auvergne in the final.

Well done to all of the Year 6's that took part in this tournament!



Contact Us

FCJ Primary School
Deloraine Rd
St Saviour
Jersey
JE2 7XB
Jersey

www.fcj.sch.je
01534 723063

